

SUBJECT:	Flytipping Update Report
REPORT OF:	Officer Management Team - Director of Services Prepared by - Head of Environment

Purpose of Report

- 1.1 To provide an update for Members on flytipping in the past financial year.

Links to Council Policy Objectives

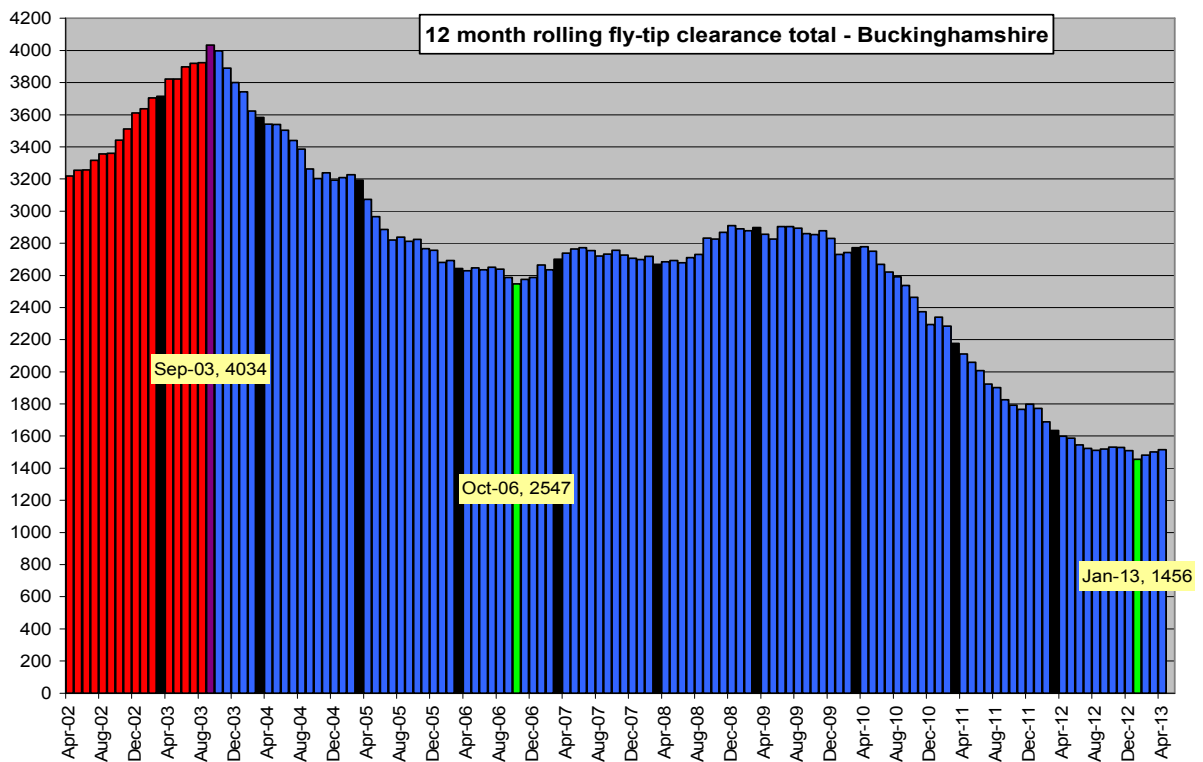
- 2.1 This matter is related to the following local and national policy objectives:
- South Bucks Sustainable Community Strategy and Corporate Plan Key Theme - Sustainable Environment - protecting our heritage, protecting our future.
 - Council priority to continue to improve the street scene and cleanliness of the district as a key public services coordinator
 - The current Joint Waste Management Strategy for Bucks policies, including “to secure a long-term strategy for the management of wastes for which the member authorities are collectively responsible”.
 - The Council’s recycling/composting target of 60% by 2025 as part of the Joint Waste Management Strategy for Bucks. The national target of 45% by 2015 and 50% by 2020. There are no longer District specific targets.

Background.

- 3.1 Flytipping has historically been a bigger problem in the South Bucks District in comparison to other areas in Bucks due to our proximity and abundance of quiet rural areas that attract flytippers.
- 3.2 A County-wide anti-flytipping campaign called Illegal Dumping Costs was launched in November 2003. Authorities in Bucks had recorded an annual increase of 10% in fly-tipping over the 3-5 years prior to the campaign launch.
- 3.3 This is a campaign run in a partnership between all five authorities and coordinated by Officers funded by the Joint Waste Committee and based at County Hall. Direct enforcement within the campaign has been a notable example of successful partnership working within two-tier local government

Discussion.

- 4.1 The campaign has run for nearly 10 years now and the county-wide impact is clear from the graph below:

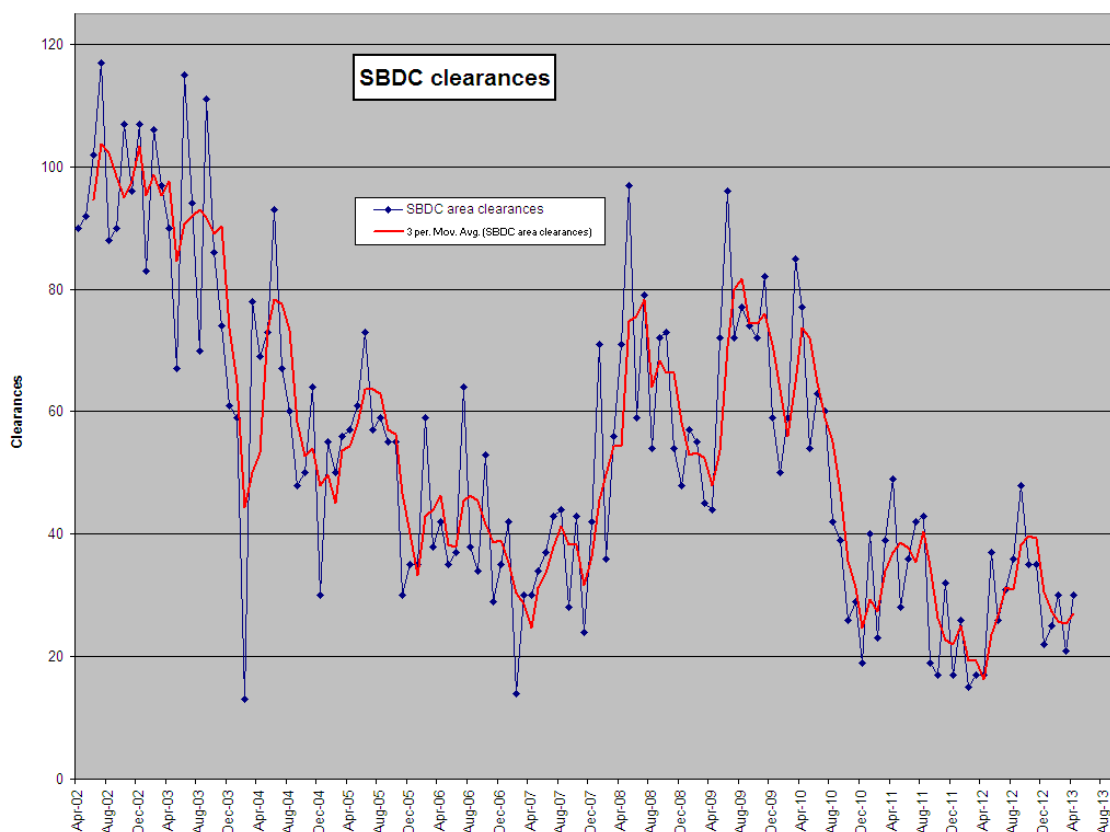


4.2 The campaign is regularly reviewed and updated and was re-launched in 2009 with new publicity and roadshows, including on our refuse vehicles as shown here:

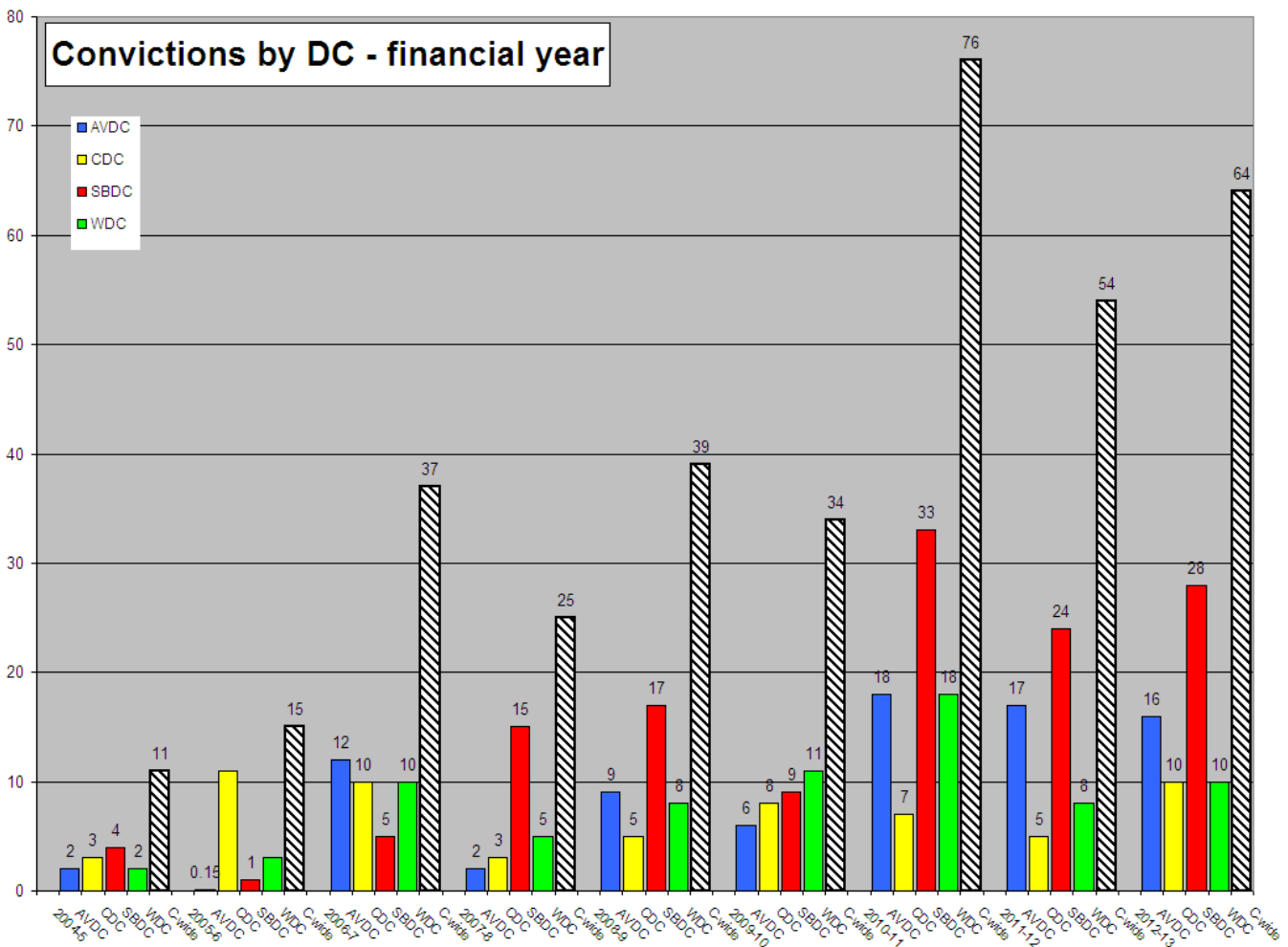


4.3 The number of prosecutions over the past 10 years has also increased and currently sits at over 300 including a custodial sentence. Work with magistrates has seen the penalties imposed increase over time.

4.4 The success of the campaign in South Bucks mirrors the County-wide success and is illustrated in the graph below:



- 4.5 Flytipping incidents in South Bucks currently range between 20 - 40 per month and have until the last year been cleared within the 2 day clearance target. Our flytipping clearance resources were halved to reflect the reduction in flytips with the result that flytipping is now only picked up reactively rather than proactively. Proactive clearance of flytips (picking them up before they were reported to the Council) helped keep our clearance figures down and we have exceeded our target in 2012/13 by 0.3 days
- 4.6 Nationally, 1 offender for every 265 incidents of flytipping is caught and punished, which equates to a detection rate of 0.38%. In Bucks the detection rate is 3-4% and in South bucks over the past 4 years this has ranged between 2.85 and 9.09%.
- 4.7 This is further illustrated in the table below, which shows that for a majority of the years that the campaign has run, the number of prosecutions in South Bucks (red bars) exceeds the other districts despite our small size. This is despite the fact that although high in proportion to our size, the number of flytips (in 2012/13) was lower in South Bucks than the other Districts. Whereas we had 352 flytips, AVDC had 482, WDC had 406 and CDC 676. The number of successful prosecutions is largely due to the work carried out by Officers at SBDC and Bucks CC to find evidence and bring forward cases for prosecution.



4.8 In addition to working with Bucks CC Waste Officers, we have also worked with Bucks CC Highways colleagues to ensure that our service standards are aligned. Bucks CC have agreed to make safe flytipping in the highway within 2 hours and remove them within 2 days. Officers are continuing to work together to find further ways we can work together to increase efficiency on both sides.

Resource and Wider Policy Implications.

5.1 There are no wider resource and policy implications as the reduction in flytipping has resulted in small but welcome savings for BCC and SBDC.

Summary.

6.1 Whereas the number of flytipping incidents is starting to plateau at the current level, this is still a significant decrease overall and our target nonetheless is to decrease it further and increase the amount of enforcement action.

Officer Contact:	Elizabeth Cullen, Contracts Manager, 01895 837330 elizabeth.cullen@southbucks.gov.uk
Background Papers:	None